




My workbook

# The Colours of My World

Draw a rainbow inside the box



Name: \_\_\_\_\_

Date: \_\_\_\_\_

Name: \_\_\_\_\_

Date: \_\_\_\_\_

**Child:** What's your favourite colour? Ask your parents to write your favourite colour inside the box. Colour the paint brush and the cloud with your favourite colour.

**Parents:** Talk to your child and ask for his/her favourite colour. Write your child's favourite colour inside the box.

### MY FAVOURITE COLOUR IS....



Name: \_\_\_\_\_

Date: \_\_\_\_\_

**Child:** Answer the questions by colouring.


**Parents:** Talk to your child and ask her/him the colours of the eyes, hair and skin. Tell them to answer by colouring with the correct colour.

## Colours of my Body

**Colour of my eyes**



**Colour of my hair**



**Colour of my skin**



Name: \_\_\_\_\_

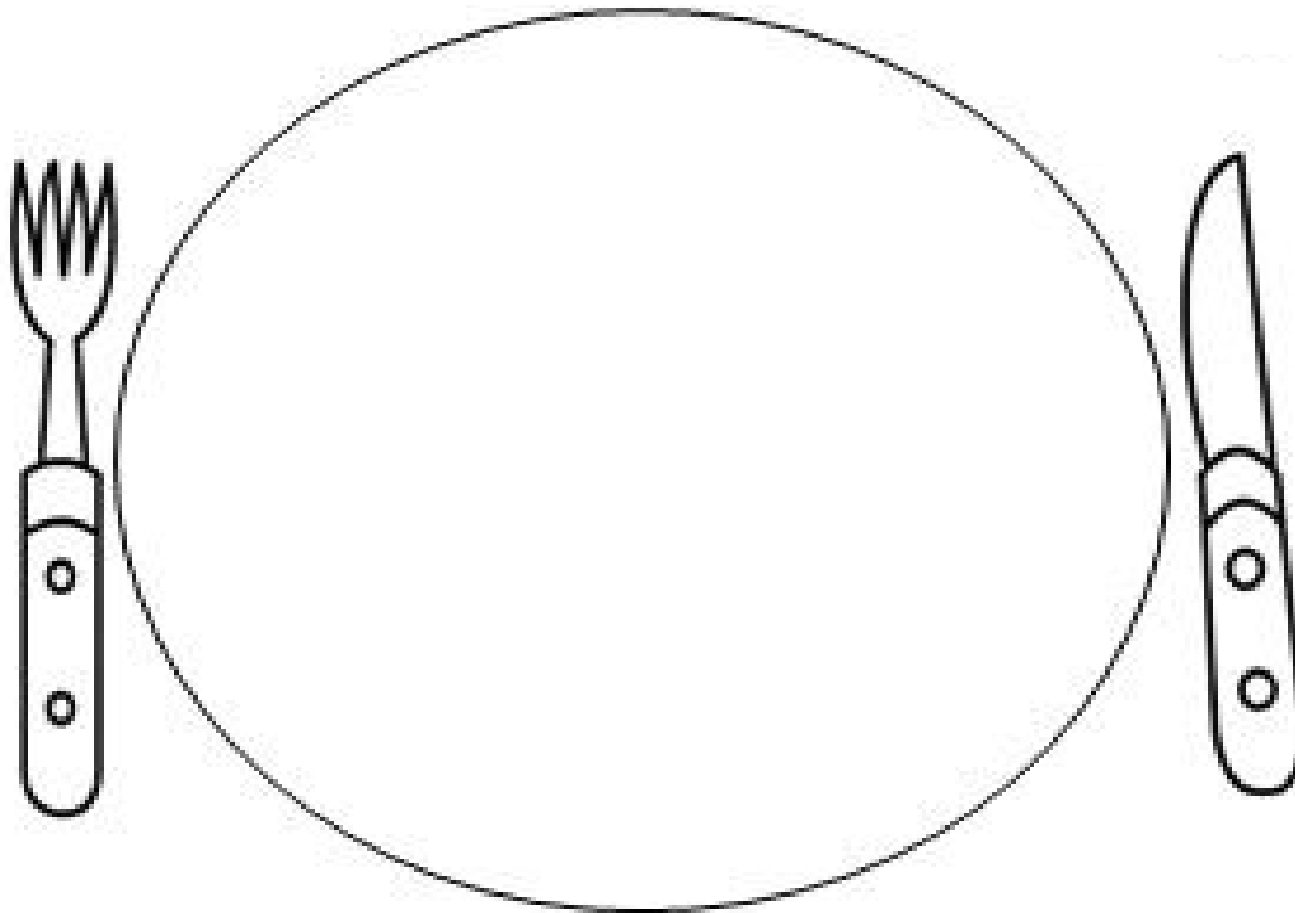
Date: \_\_\_\_\_

The food we eat also have colours. The more colourful the food is, the healthier it is. When we talk about colourful food, what we mean is fruits and vegetables.

**Child:** Draw your favourite fruit and vegetable inside the plate. Tell your parents to write down the name of your favourite fruit and vegetable.

**Parents:** Talk to your child and ask for his/her favourite fruit and vegetable. Write down your child's favourite fruit and vegetable under the plate. Ask your child what colour her/his favourite fruit and vegetable has.

### The colours of what I eat




Name: \_\_\_\_\_

Date: \_\_\_\_\_

**Child:** Choose 5 colours and use them to draw your favourite story inside the book. Colour the 5 crayons below the book with the same colours. One colour each crayon. Ask your parents to write down the name of your favourite story.

**Parents:** Ask your child what his/ her favourite story is and write it down.

### MY FAVOURITE STORY



Name: \_\_\_\_\_

Date: \_\_\_\_\_

**To the Family:** Write a story about your family and the colours of your world.

---

(write the story title)

Name: \_\_\_\_\_

Date: \_\_\_\_\_

**Child:** Colour the objects in the row with the same shape and colour as indicated on top of it. E.g. the heart is red, which ones of the following objects have the same shape, the tomato, the balloon, the bell or the leaf?


**Parents:** Help your child identifying the objects with the same shape and colour as indicated on top of the row.

## Colours and Shapes


Red






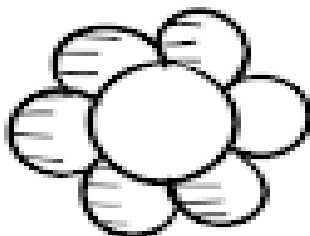
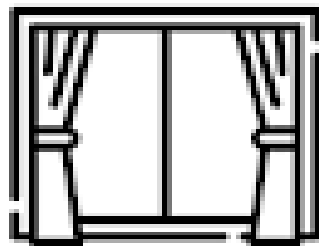
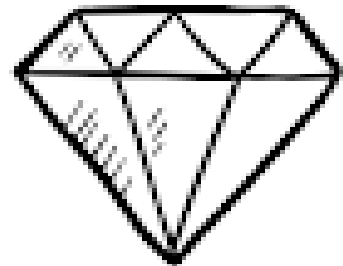
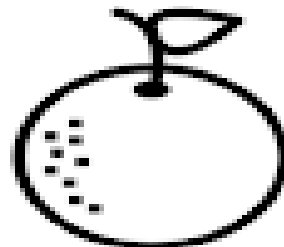

Green



Yellow



Blue




Name: \_\_\_\_\_

Date: \_\_\_\_\_

**Child:** Colour the fruits with the right colour.

**Parents:** Ask your child about the fruit's colour and tell her/him to colour the fruits according to their colour.

**What is my colour?**





Name: \_\_\_\_\_

Date: \_\_\_\_\_

**Child:** Cut out the letters and paste them on the correct box and sequencing by matching words to word and words to picture.

**Parents:** Imitate the sound of the first letter of each word and ask your child to indicate which letter of the alphabet has the same beginning sound. Once your child recognizes the beginning sound of the letter, ask her to choose a word with the same beginning sound and to imitate/represent that word through body language. All family can play the game, it will be fun.




<u>s</u>	m	a	e	o	l	e	o	a	n	o	<u>x</u>	m	a	r
l	p	o	a	l	<u>t</u>	h	m	o	t	n	<u>u</u>	e	b	<u>y</u>
e	a	l	o	<u>v</u>	l	e	l	g	e	<u>z</u>	t	a	b	
y	l	k	e	b	<u>w</u>	r	e	r	t	s	e	w	e	n




S

s




snake




T

t



tomato




U

u




umbrella




V

v




vegetables




W


w





watermelon




xxylophone







yellow



Z

z



zebra



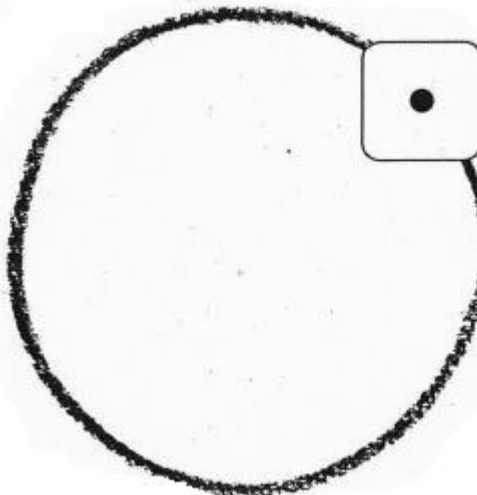

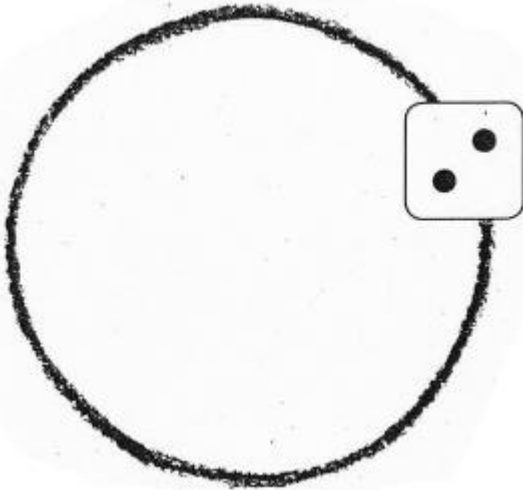


Name: \_\_\_\_\_

Date: \_\_\_\_\_

**Child:** Draw your favourite fruit in the circle according to the number on the dice.

**Parents:** Help your child to count the dots on the dice and check if he/she has drawn the correct quantity in the circle.



# How do I feel today?

Monday	Tuesday	Wednesday	Thursday	Friday	Saturday	Sunday




HAPPY



SAD




ANGRY



SICK

# My Weather Chart

Monday	Tuesday	Wednesday	Thursday	Friday	Saturday	Sunday



SUNNY



CLOUDY



WINDY



RAINY




**!XU**

# WAKA WAKA MOO




**NDATEGA**


## FAMILY



**WAKA WAKA MEDICINA**




**WAKA-CHI**



**WAKA-KOBUS**



**WAKA  
MWAFANGEYO**



**WAKA-DIMBA**



**WAKA-ZURI**



**WAKA-PANDU**



**WAKA-SIMBA**

NAME: \_\_\_\_\_

DATE: \_\_\_\_\_

Colour Waka-Sibu

1-Brown

2-Yellow

3-Orange

4-Purple

5-White

Hello..  
My name is  
Waka-Sibu,  
I the oldest  
and wisest Waka  
in all of Waka  
Waka Moo.




NAME: \_\_\_\_\_ DATE: \_\_\_\_\_

Colour Waka-Chira

1-Red

2-Pink

Hello..  
My name is  
Waka-Chira,  
I love to  
teach parents  
and children that  
a disability is a  
super power.





NAME: \_\_\_\_\_

DATE: \_\_\_\_\_



Cut out the pieces of the Puzzle and place them back together in the correct order.

### Puzzle





Name: \_\_\_\_\_

Date: \_\_\_\_\_

## Activities Report

Did you like the activities? Colour the correct answer.



Yes



No

The activity I like the best was:

I learned...

**Parents:** Please support your child by writing the answers. Thank you.

## Parents' Appraisal Form

	Excellent	Good	Medium	Low	Bad
1. In general, how do you classify the activities?					
2. Creativity of the activities					
3. Parents /family engagement					
4. Did your child enjoy the activities? Which one she/he enjoyed most?					
5. What was your favourite activity?					
6. Give us suggestions you would like to see included in the next activities.					

Date \_\_\_/\_\_\_/\_\_\_

Thank you very much for your co-operation.