

My workbook


Theme Myself

Draw yourself inside the box

Name: _____

Date: _____

I'm a Namibian Child



Myself

Activities: Draw your face inside the square (like in a ID card ☺); colour the Namibian flag, complete your information and colour your gender (boy or girl)- Parents please help

MY NAME: _____



MY DATE OF BIRTH: _____

MY AGE: _____

MY PARENTS' NAMES: _____

MY SCHOOL: _____

MY DREAM: _____



My Dream is...

Activity: Draw what you want to be when you grow up

Myself and My Family

Activity: draw yourself with your family members

Name: _____

Date: _____

Child: Draw your family, one family member in each square as indicated. Cut out each square. Play a game: shuffle cards, and then each family member picks a card (a mother, a father, a sister, a brother, a grandma or grandpa) and he/she must pretend to be the family member in the card. This can be a really fun game! ☺

Parents: Play the game with your child. You can take turns until all members of the family had a chance pretend to be the six family members in the cards.



<p style="text-align: center;"><u>MOTHER</u></p>	<p style="text-align: center;"><u>FATHER</u></p>
<p style="text-align: center;"><u>SISTER</u></p>	<p style="text-align: center;"><u>BROTHER</u></p>
<p style="text-align: center;"><u>GRANDMA</u></p>	<p style="text-align: center;"><u>GRANDPA</u></p>

Name: _____

Date: _____

Child: Cut out the words and paste them on the correct box by matching words to words and words to pictures.

Parents: Imitate the sound of the first letter of each word and ask your child to indicate which word of the alphabet has the same beginning sound. Once your child recognizes the word, ask her to choose a word with the same beginning sound and to imitate/represent that word through body language. All family can play the game, it will be fun. ☺



apple

banana

duck


fish

elephant


cat


A

a




apple






banana






cat






uck





E

e




elephant





fish




Name: _____

Date: _____

Child: Help the Ladybugs find their family members by matching the Ladybugs. Look at the dots and the numbers . Color the Ladybugs, same number same color.

Parents: Help your child identifying the quantity and number and color the Lady bugs with the same number and same dots with the same color, e.g. Ladybug with number 3 and Ladybug with three dots, your child should color both with the same color.



How do I feel today?

Monday	Tuesday	Wednesday	Thursday	Friday	Saturday	Sunday




HAPPY



SAD




ANGRY



SICK

My Weather Chart

Monday	Tuesday	Wednesday	Thursday	Friday	Saturday	Sunday



SUNNY



CLOUDY



WINDY



RAINY

Name: _____

Date: _____

Activities Report

Did you like the activities? Colour the correct answer.



Yes



No

The activity I like the best was:

I learned...

Parents: Please support your child by writing the answers. Thank you.

Parents' Appraisal Form

	Excellent	Good	Medium	Low	Bad
1. In general, how do you classify the activities?					
2. Creativity of the activities					
3. Parents /family engagement					
4. Did your child enjoy the activities? Which one she/he enjoyed most?					
5. What was your favourite activity?					
6. Give us suggestions you would like to see included in the next activities.					

Date ___/___/___

Thank you very much for your co-operation.